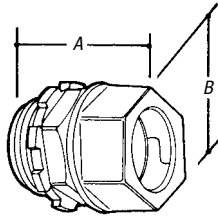


Electrical Metallic Tubing (EMT) Fittings

Compression Connectors — Die-Cast Zinc



- ½"–4" concrete tight

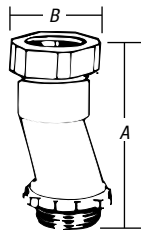


CAT. NO.	CONDUIT SIZE (IN.)	DIMENSIONS (IN.)		STD. CTN.
		A	B	
Non-Insulated				
TC-211-SC	½	1¼	1	500
TC-212-SC	¾	1 ¹¹ / ₃₂	1 ⁵ / ₃₂	250
TC-213-SC	1	1 ²⁹ / ₆₄	1 ¹⁵ / ₃₂	200
TC-214-SC	1¼	1 ¹³ / ₁₆	1 ⁷ / ₃₂	100
TC-215-SC	1½	1 ⁷ / ₈	2 ¹ / ₁₆	40
TC-216-SC	2	2 ⁵ / ₃₂	2 ¹⁷ / ₃₂	20
TC-217-SC	2½	2 ⁴⁵ / ₆₄	3¼	12
TC-218-SC	3	2 ⁷ / ₈	3 ¹⁵ / ₁₆	12
TC-219-SC	3½	2 ⁴⁷ / ₆₄	4 ⁷ / ₁₆	10
TC-2110-SC	4	2 ¹³ / ₁₆	4 ¹⁵ / ₁₆	6

UL File No. E-16592 — ½"–4". CSA File No. LR-12798 — ½"–2".

CAT. NO.	CONDUIT SIZE (IN.)	DIMENSIONS (IN.)		STD. CTN.
		A	B	
Insulated				
TC-811-SC	½	1 ²³ / ₆₄	6 ³ / ₆₄	500
TC-812-SC	¾	1 ¹⁵ / ₃₂	1 ⁹ / ₁₆	250
TC-813-SC	1	1 ³⁹ / ₆₄	1 ¹⁵ / ₃₂	200
TC-814-SC	1¼	1 ²⁹ / ₃₂	1 ⁷ / ₃₂	100
TC-815-SC	1½	1 ³¹ / ₃₂	2 ¹ / ₁₆	40
TC-816-SC	2	2¼	2 ¹⁷ / ₃₂	20
TC-817-SC	2½	2 ²⁵ / ₃₂	3¼	12
TC-818-SC	3	2 ³¹ / ₃₂	3 ⁹ / ₁₆	12
TC-819-SC	3½	2 ²⁷ / ₃₂	4 ⁷ / ₁₆	10
TC-8110-SC	4	2 ²⁹ / ₃₂	4 ¹⁵ / ₁₆	6

Offset Compression Connectors — Die-Cast Zinc

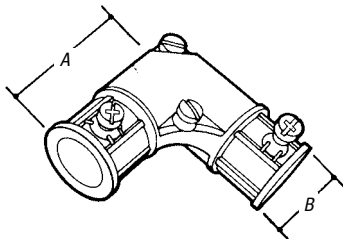


CAT. NO.	OFFSET (IN.)	CONDUIT SIZE (IN.)	DIMENSIONS (IN.)		STD. CTN.
			A	B	
TO-211SC	¾	½	2 ¹³ / ₆₄	1	200

UL File No. E-16592.

Capped Corner Couplings — Die-Cast Zinc

- Concrete tight when taped



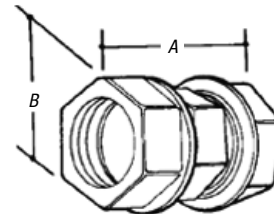
CAT. NO.	CONDUIT SIZE (IN.)	DIMENSIONS (IN.)		STD. CTN.
		A	B	
TL-291	½	1.81	1.00	100
TL-292	¾	2.00	1.25	50

UL File No. E-16592.

CSA File No. LR-12798.

Compression Couplings — Die-Cast Zinc

- ½"–4" concrete tight



CAT. NO.	CONDUIT SIZE (IN.)	DIMENSIONS (IN.)		STD. CTN.
		A	B	
TK-211-SC	½	1½	1 ¹ / ₃₂	500
TK-212-SC	¾	1 ⁷ / ₈	1 ¹ / ₁₆	250
TK-213-SC	1	1 ⁷ / ₈	1 ⁴⁵ / ₆₄	200
TK-214-SC	1¼	1 ¹³ / ₁₆	2 ³ / ₃₂	100
TK-215-SC	1½	2 ⁹ / ₃₂	2 ²¹ / ₆₄	40
TK-216-SC	2	2 ¹¹ / ₃₂	2 ²⁹ / ₃₂	20
TK-217-SC	2½	3 ¹ / ₆₄	3 ¹ / ₆₄	12
TK-218-SC	3	3 ³ / ₃₂	4½	12
TK-219-SC	3½	3 ³ / ₆₄	5 ¹ / ₁₆	10
TK-2110-SC	4	3 ¹ / ₁₆	5 ⁴ / ₆₄	6

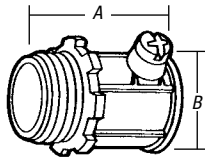
UL File No. E-16592 — ½"–4".

CSA File No. LR-12798 — ½"–1¼", 2½"–4".

Electrical Metallic Tubing (EMT) Fittings

Set-Screw Connectors — Die-Cast Zinc

- Concrete tight when taped



CAT. NO.	CONDUIT SIZE (IN.)	A (IN.)			STD. CTN.
		TC-221 SERIES	TC-821 SERIES	B (IN.)	
Non-Insulated					
TC-221-SC	1/2	1 1/2	1 1/4	1 1/16	500
TC-222-SC	3/4	1 1/2	1 3/4	1 1/2	250
TC-223-SC	1	1 1/16	1 21/32	1 27/64	200
TC-224-SC	1 1/4	1 1/16	2 1/32	1 13/16	100
TC-225-SC	1 1/2	2 3/32	2 3/8	2 3/64	40
TC-226-SC	2	2 39/64	2 39/64	2 11/32	20
TC-227-SC	2 1/2	3 3/16	3 3/2	3 19/64	12
TC-228-SC	3	3 25/64	3 31/64	4 1/16	12
TC-229-SC	3 1/2	3 31/64	3 19/32	4 17/32	10
TC-2210-SC	4	3 47/64	3 53/64	5 1/16	6

UL File No. E-16592 — 1/2"-2".

UL File No. E-23018 — 2 1/2"-4".

CSA File No. LR-12798 — 1/2"-1", 2 1/2"-4".



CAT. NO.	CONDUIT SIZE (IN.)	A (IN.)			STD. CTN.
		TC-221 SERIES	TC-821 SERIES	B (IN.)	
Insulated					
TC-821-SC	1/2	1 1/2	1 1/4	1 1/16	500
TC-822-SC	3/4	1 1/2	1 3/4	1 1/2	250
TC-823-SC	1	1 1/16	1 21/32	1 27/64	200
TC-824-SC	1 1/4	1 1/16	2 1/32	1 13/16	100
TC-825-SC	1 1/2	2 3/32	2 3/8	2 3/64	40
TC-826-SC	2	2 39/64	2 39/64	2 11/32	20
TC-827-SC	2 1/2	3 3/16	3 3/2	3 19/64	12
TC-828-SC	3	3 25/64	3 31/64	4 1/16	12
TC-829-SC	3 1/2	3 31/64	3 19/32	4 17/32	10
TC-8210-SC	4	3 47/64	3 53/64	5 1/16	6

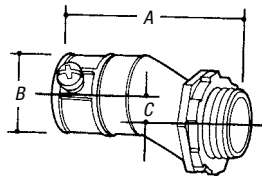
UL File No. E-16592 — 1/2"-2".

UL File No. E-23018 — 2 1/2"-4".

CSA File No. LR 12798 — 1/2"-2".

Offset Set-Screw Connectors — Die-Cast Zinc

- Concrete tight when taped



CAT. NO.	OFFSET (IN.)	CONDUIT SIZE (IN.)	DIMENSIONS (IN.)			STD. CTN.
			A	B	C	
TO 221	3/8	1/2	2.00	.90	.37	100
TO 222	3/4	3/4	2.98	1.16	.25	100
TO-223	3/4	1	3.15	1.42	.75	100

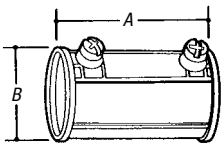
UL File No. E-16592.

CSA File No. LR-18130M57.



Set-Screw Couplings — Die-Cast Zinc

- Concrete tight when taped



CAT. NO.	CONDUIT SIZE (IN.)	DIMENSIONS (IN.)		STD. CTN.
		A	B	
TK-221	1/2	1 33/64	59/64	500
TK-222	3/4	1 29/32	1 1/2	250
TK-223	1	2	1 1/16	200
TK-224	1 1/4	2 33/64	1 27/32	100
TK-225	1 1/2	2 27/32	2 1/16	40

UL File No. E-16592 — 1/2"-2".

UL File No. E-23018 — 2 1/2"-4".

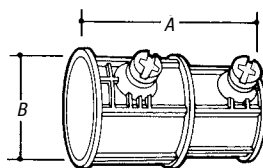
CSA File No. LR-12798 — 1/2"-1 1/4", 2 1/2"-4".

CAT. NO.	CONDUIT SIZE (IN.)	DIMENSIONS (IN.)		STD. CTN.
		A	B	
TK-226A	2	3 13/32	2 1/2	20
TK-227	2 1/2	4 7/32	3 19/64	12
TK-228	3	4 11/16	4 3/64	12
TK-229	3 1/2	4 27/32	4 17/32	10
TK-2210	4	5 15/32	4 9/16	6



Combination Set-Screw Couplings — Thinwall to Heavywall — Die-Cast Zinc

- Concrete tight when taped



CAT. NO.	CONDUIT SIZE (IN.)	DIMENSIONS (IN.)		STD. CTN.
		A	B	
HT 221	1/2 EMT to 1/2 Rigid	1.67	1.07	500
HT-222	3/4 EMT to 3/4 Rigid	1.98	1.29	250
HT-223	1 EMT to 1 Rigid	2.15	1.58	100

UL File No. E-23018.



Electrical Metallic Tubing (EMT) Fittings

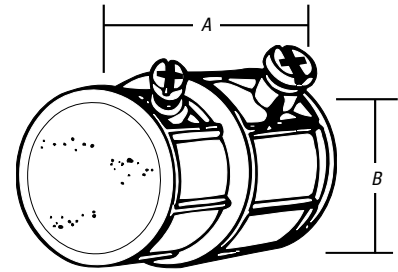
Combination Set-Screw Couplings

- Concrete tight when taped



CAT. NO.	CONDUIT SIZE (IN.)	DIMENSIONS (IN.)		STD. CTN.
		A	B	
<i>Die-Cast Zinc Flexible Metal Conduit to EMT</i>				
TX-220	3/8 Flex to 1/2 EMT	1 1/8	1/2	500
TX-221	1/2 Flex to 1/2 EMT	1 13/16	1 1/32	250
TX-222	3/4 Flex to 3/4 EMT	1 31/32	1 1/32	150
TX-223	1 Flex to NMT	2 1/64	1 1/8	150

UL File No. E-23018



Combination Couplings

CAT. NO.	TRADE FIG.	SIZE (IN.)	DIMENSIONS (IN.)			STD. CTN.
			A (MIN.)	A (MAX.)	B	
<i>EMT to Flex Set-Screw Type — Die-Cast Zinc</i>						
TX210	1	1/2-3/8	.15	.61	1.16	250
TX211	2	1/2-1/2	.60	1.00	1.71	250
TX-212	2	3/4-3/4	.78	1.20	1.93	200

CAT. NO.	TRADE SIZE (IN.)	DIMENSIONS (IN.)		STD. CTN.
		A	B	
<i>EMT to Flex Compression to Screw-In Type — Die-Cast Zinc</i>				
TX201	1/2	.84	1.10	500
TX-202	3/4	.95	1.30	250

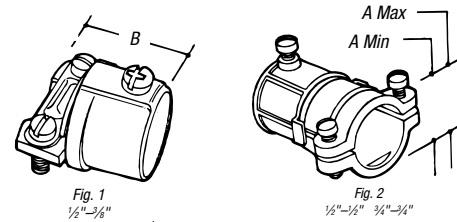
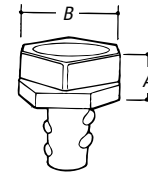


Fig. 1
1/2"-3/8"

Fig. 2
1/2"-1/2" 3/4"-3/4"

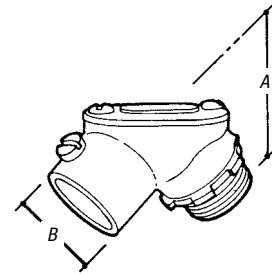


EMT to Box Set-Screw Type — Die-Cast Zinc



CAT. NO.	CONDUIT SIZE (IN.)	DIMENSIONS (IN.)		STD. CTN.
		A	B	
<i>EMT to Flex Compression to Screw-In Type — Die-Cast Zinc</i>				
TL-211	1/2	1.31	.93	100
TL-212	3/4	1.47	1.22	50

UL File No. E-23018.

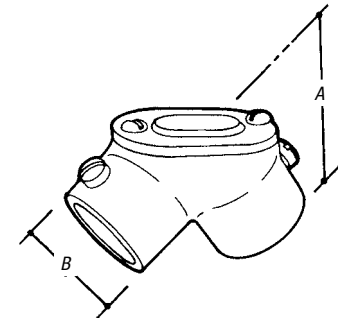


EMT to Box Set-Screw Type — Die-Cast Zinc



CAT. NO.	CONDUIT SIZE (IN.)	DIMENSIONS (IN.)		STD. CTN.
		A	B	
<i>EMT to Flex Compression to Screw-In Type — Die-Cast Zinc</i>				
TL 201	1/2	1.31	1.10	100
TL-202-SC	3/4	1.60	1.24	50
TL-203	1	1.94	1.59	25
TL-204	1 1/4	2.26	1.97	25

UL File No. E-23018.

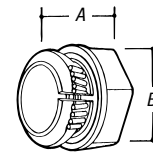


Electrical Metallic Tubing (EMT) Fittings

EMT Connectors — Die-Cast Zinc

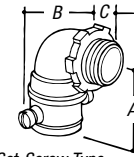
CAT. NO.	TRADE SIZE (IN.)	DIMENSIONS (IN.)		STD. CTN.
		A	B	
Two-Piece Type				
TC-201-SC	½	.68	1.05	1,000

UL File No. E16592.

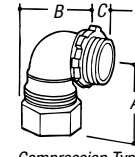


EMT Connector

CAT. NO.	TRADE TYPE (IN.)	SIZE (IN.)	DIMENSIONS (IN.)			STD. CTN.
			A	B	C	
90° Angle						
TC921	Set-Screw Type	½	1.27	1.15	.45	200
TC-911-SC	Compression Type	½	1.37	1.15	.45	200
TC-912-SC	Compression Type	¾	1.86	.95	.52	200



Set-Screw Type



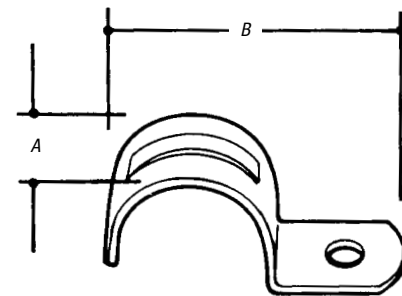
Compression Type

One-Hole Snap Straps — Steel

- Steel
- Zinc plated

CAT. NO.	CONDUIT SIZE (IN.)	DIMENSIONS (IN.)		STAINLESS STEEL STD. CTN.	REGULAR STD. CTN.
		A	B		
EMT to Flex Compression to Screw-In Type — Die-Cast Zinc					
TS 101	½	.57	1.79	25	100
TS-102	¾	.62	1.96	25	50
TS-103	1	.75	2.25	25	50
TS-104	1¼	.88	2.85	10	25
TS-105	1½	.99	3.16	5	20
TS-106	2	1.10	3.93	5	10
HS-107	2½	1.28	5.00	5	25
HS-108	3	1.28	5.55	5	25
HS-109	3½	1.28	6.37	5	10
HS-110	4	1.28	6.87	5	10

Add SS suffix to part number for Stainless Steel.

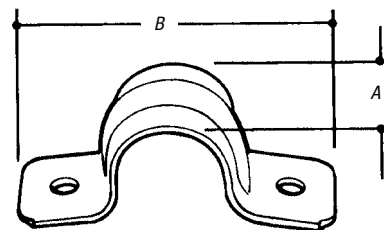


Two-Hole EMT Straps — Steel — Malleable Insulated

- Steel
- Zinc plated

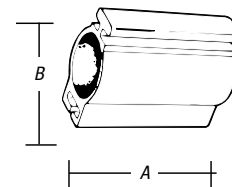
CAT. NO.	CONDUIT SIZE (IN.)	DIMENSIONS (IN.)		STAINLESS STEEL STD. CTN.	REGULAR STD. CTN.
		A	B		
TS-901	½	.56	2.20	25	250
TS-902	¾	.62	2.67	25	200
TS-903	1	.68	2.97	25	100
TS-904	1¼	.75	3.67	10	50
TS-905	1½	.88	4.22	5	5
TS-906	2	1.00	4.91	5	25

Add SS suffix to part number for Stainless Steel.



Space Caps — Plastic

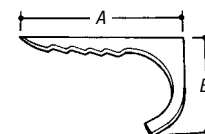
CAT. NO.	CONDUIT SIZE (IN.)	DIMENSIONS (IN.)		STD. CTN.
		A	B	
BT-501	½	2 ¹⁵ / ₃₂	1 ³⁹ / ₆₄	100
BT-502	¾	2 ¹⁵ / ₃₂	1 ⁴⁷ / ₆₄	100
BT-503	1	2 ¹⁵ / ₃₂	1 ³¹ / ₃₂	100
BT-504	1¼	2 ¹⁵ / ₃₂	2 ⁹ / ₆₄	100
BT-505	1½	2 ¹⁵ / ₃₂	3 ⁷ / ₃₂	100



Nail Straps — Steel

- Steel
- Zinc plated

CAT. NO.	RIGID/MC SIZE (IN.)	EMT SIZE (IN.)	FLEX SIZE (IN.)	DIMENSIONS (IN.)		STD. CTN.
				A	B	
N-101-SC	—	½	¾	1 ¹⁵ / ₁₆	1 ⁵ / ₆₄	1,000
N-102-SC	½	¾	½	2 ⁷ / ₁₆	1 ¹¹ / ₃₂	1,000
N-103-SC	¾	1	—	2 ³ / ₈	1 ¹⁵ / ₃₂	1,000



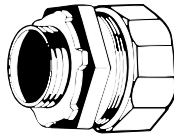
Rigid Conduit/IMC Fittings

Threadless Compression Connectors

- Malleable iron/zinc plated



CAT. NO.	CONDUIT SIZE (IN.)	STD. CTN.
<i>Die-Cast Zinc Flexible Metal Conduit to EMT</i>		
HC 401	½	300
HC-402	¾	150
HC-403	1	90
HC-404	1¼	60
HC-405	1½	30
HC-406	2	12
HC-407	2½	12
HC-408	3	6
HC-409	3½	6
HC-410	4	6



Suggested use — rigid conduit only.

UL File No. E-23018 ½"–1¼".

Set-Screw Connectors

- Steel
- Zinc plated



CAT. NO.	CONDUIT SIZE (IN.)	DIMENSIONS (IN.)		STD. CTN.
		A	B	
<i>Die-Cast Zinc Flexible Metal Conduit to EMT</i>				
HC 101	½	1⅞	1⅞	100
HC-102	¾	1⅞	1½	50
HC-103	1	5⅞	1⅜ ₁₆	50
HC-104	1¼	2	2	25
HC-105	1½	2½	2⅞	25
HC-106	2	2¾	2⅞	20
HC-107	2½	3⅜ ₃₂	3⅞ ₁₆	10
HC-108	3	4⅜ ₃₂	3⅞ ₁₆	5
HC-109	3½	4⅞ ₁₆	3⅜ ₁₆	5
HC-110	4	5⅜ ₃₂	4⅜ ₃₂	5

One set screw or two. Two set screws starting at 2" trade size.

Suggested use — rigid conduit only.

UL File No. E-23018 ½"–1¼".

Set-Screw Couplings

- Steel (concrete tight) when taped
- Zinc plated



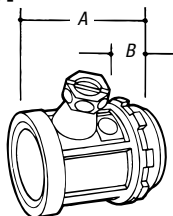
CAT. NO.	CONDUIT SIZE (IN.)	DIMENSIONS (IN.)		STD. CTN.
		A	B	
HK-101	½	1⅞	2⅜ ₃₂	100
HK-102	¾	1⅞	2⅜ ₃₂	50
HK-103	1	1⅞	2⅜ ₁₆	25
HK-104	1¼	2	2⅜ ₃₂	25
HK-105	1½	2¼	3⅜ ₆₄	25

Two set screws starting at 2".

UL File No. E-23018.

Rigid Connectors — Set-Screw Type — Die-Cast Zinc

CAT. NO.	TRADE SIZE (IN.)	DIMENSIONS (IN.)		STD. CTN.
		A	B	
HC-203	1	1.54	.49	100
HC-802	¾	1.44	.45	250
HC-803	1	1.54	.49	100

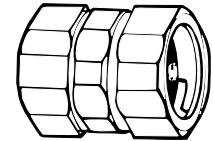


Threadless Compression Couplings

- Malleable iron/zinc plated



CAT. NO.	CONDUIT SIZE (IN.)	STD. CTN.
HK 401	½	300
HK 402	¾	150
HK 403	1	90
HK 404	1¼	60
HK 405	1½	30
HK 406	2	6
HK 407	2½	6
HK 408	3	4
HK 409	3½	4
HK 410	4	4



Suggested use — rigid conduit only.

UL File No. E-23018 ½"–1¼".

Insulated

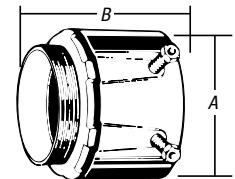


CAT. NO.	CONDUIT SIZE (IN.)	DIMENSIONS (IN.)		STD. CTN.
		A	B	
<i>Die-Cast Zinc Flexible Metal Conduit to EMT</i>				
HC 701	½	1⅞	1⅞	100
HC-702	¾	1⅞	1½	50
HC-703	1	5⅞	1⅜ ₁₆	25
HC-704	1¼	2	2	25
HC-705	1½	2½	2⅞	25
HC-706	2	2¾	2⅞	20
HC-707	2½	3⅜ ₃₂	3⅞ ₁₆	10
HC-708	3	4⅜ ₃₂	3⅞ ₁₆	5
HC-709	3½	4⅞ ₁₆	4⅞ ₁₆	5
HC-710	4	4⅞ ₁₆	4⅞ ₁₆	5

One set screw or two. Two set screws starting at 2" trade size.

Suggested use — rigid conduit only.

UL File No. E-23018 ½"–1¼".

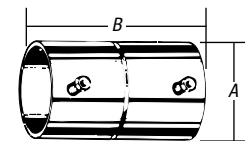


Rigid Connectors — Set-Screw Type — Die-Cast Zinc

CAT. NO.	CONDUIT SIZE (IN.)	DIMENSIONS (IN.)		STD. CTN.
		A	B	
HK-106	2	2¾	3⅜ ₃₂	20
HK-107	2½	3⅞ ₁₆	3⅜ ₃₂	10
HK-108	3	4⅞ ₁₆	4⅜ ₃₂	5
HK-109	3½	4⅞ ₁₆	4⅞ ₁₆	5
HK-110	4	5⅞ ₁₆	5⅞ ₁₆	5

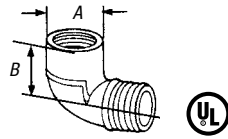
Two set screws starting at 2".

UL File No. E-23018.



Rigid Conduit/IMC Fittings

90° Short-Radius Elbows — Die-Cast Zinc

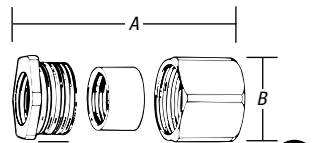


CAT. NO.	SIZE (IN.)	DIMENSIONS (IN.)		SHF. CTF./SHIP QTY.
		A	B	
HL-202-SC	¾	1.17	1.04	25/250

Use: To join rigid or IMC conduit at right angles where lack of room prevents using a standard sweep elbow or to terminate a run of rigid or IMC conduit at a box.

UL® Listing E37148.

Three-Piece Couplings



- ½"–2½" — Steel
- 2½"–6" — Malleable iron
- Zinc plated

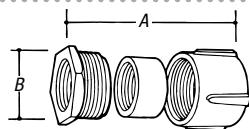
CAT. NO.	CONDUIT SIZE (IN.)	DIMENSIONS (IN.)		STD. CTN.
		A (ASSEMBLED)	B	
EK 401	½	1¼	1⅛	100
EK 402	¾	1⅞	1⅞	50
EK 403	1	1⅞	1⅞	25
EK 404	1¼	1⅞	2⅞	25
EK 405	1½	1⅞	2⅞	25
EK 406	2	2	3⅞	20
EK 407	2½	2½	3⅞	10
EK 408	3	3⅞	4⅞	6
EK 409	3½	3⅞	5⅞	5
EK 410	4	3⅞	5⅞	5
EK 411	5	4⅞	7	1

One set screw or two. Two set screws starting at 2" trade size.

Suggested use — rigid conduit only.

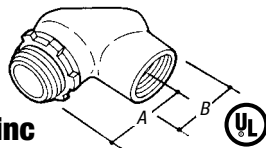
UL File No. E-23018 ½"–1¼".

Rigid Couplings — Three-Piece Type — Die-Cast Zinc



CAT. NO.	TRADE SIZE (IN.)	DIMENSIONS (IN.)		STD. CTN.
		A (ASSEMBLED)	B	
EK 201	½	1.39	1.31	100
EK-202	¾	1.53	1.58	50

Rigid to Box with Gasket — Die-Cast Zinc



CAT. NO.	CONDUIT SIZE (IN.)	DIMENSIONS (IN.)		STD. CTN.
		A (ASSEMBLED)	B	
HL-611	½	1.31	1.09	100
HL-612	¾	1.47	1.29	50

UL File No. E-23018.



H050-SC Series Hub

The T&B® Hub — Die-Cast Zinc with Insulated Throat*

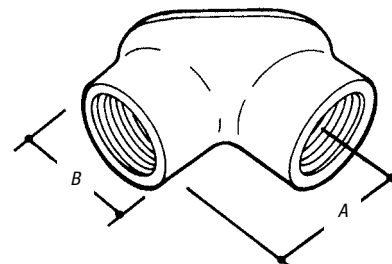
- The T&B Hub with sealing ring that will not fall out
- Color blue is a registered trademark of Thomas & Betts Corporation
- Provides superior sealing for exceptional watertight performance

CAT. NO.	HUB SIZE (IN.)	STD. CTN.
H050-SC	½	100
H075-SC	¾	100
H100-SC	1	25
H125-SC	1¼	25
H150-SC	1½	10
H200-SC	2	5
H250-SC	2½	5
H300-SC	3	2
H350-SC	3½	2
H400-SC	4	1
H500-SC	5	1
H600-SC	6	1

*Available in nickel-chrome plating or with PVC coating.

Consult customer service for price and delivery.

UL File No. E-23018.



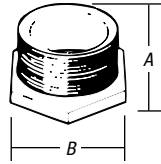
Pull Corner Elbows — Die-Cast Zinc

CAT. NO.	CONDUIT SIZE (IN.)	DIMENSIONS (IN.)		STD. CTN.
		A	B	
HL-601	½	1.31	1.10	100
HL-602	¾	1.60	1.24	50
HL-603	1	1.95	1.59	25
HL-604	1¼	2.26	1.97	30

UL File No. E-23018.

Rigid Conduit/IMC Fittings

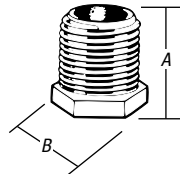
Conduit Nipples — Iron/Zinc Plated



CAT. NO.	CONDUIT SIZE (IN.)	DIMENSIONS (IN.)		STD. CTN.
		A	B	
841-TB	3/8	9/16	11/16	500
HA-401	1/2	39/64	15/16	500
HA-402	3/4	43/64	13/16	200
HA-403	1	7/8	17/16	100
HA-404	1 1/4	1 1/8	1 3/4	100
HA-405	1 1/2	1 1/8	2 1/16	50
HA-406	2	1 7/16	2 9/16	50
HA-407	2 1/2	1 3/4	3	20
HA-408	3	1 1/2	3 3/8	10
HA-409	3 1/2	1 3/4	4 3/8	5
HA-410	4	—	—	5

UL File No. E16592.

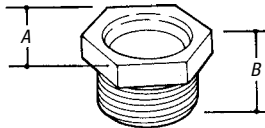
Conduit Nipples Die-Cast Zinc — 1" Long



CAT. NO.	CONDUIT SIZE (IN.)	DIMENSIONS (IN.)		STD. CTN.
		A	B	
HA-211	1/2	1	15/16	1,000
HA-212	3/4	1	13/16	500
HA-213	1	1	17/16	250

UL File No. E-23018 1/2" & 3/4" only.

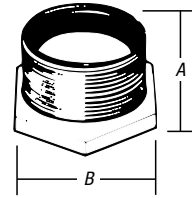
Conduit Nipples Die-Cast Zinc — Insulated



CAT. NO.	CONDUIT SIZE (IN.)	DIMENSIONS (IN.)		STD. CTN.
		A	B	
HA-801	1/2	.98	.59	1,000
HA-802	3/4	1.18	.70	500
HA-803	1	1.50	.80	250
HA-804	1 1/4	1.75	1.06	250
HA-805	1 1/2	2.11	1.01	100
HA-806	2	2.61	1.20	40
HA-807	2 1/2	3.13	1.49	25
HA-808	3	3.90	1.65	10
HA-809	3 1/2	4.20	1.68	10
HA-810	4	4.79	1.73	10

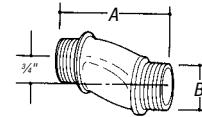
UL File No. E-23018 1/2" & 3/4" only.

Conduit Nipples Iron/Zinc Plated — Insulated



CAT. NO.	CONDUIT SIZE (IN.)	DIMENSIONS (IN.)		STD. CTN.
		A	B	
HA-901	1/2	43/64	1 13/16	500
HA-902	3/4	19/16	1 7/32	200
HA-903	1	7/8	1 7/16	100
HA-904	1 1/4	1 1/8	1 3/4	100
HA-905	1 1/2	1 1/8	2 1/16	50
HA-906	2	1 7/16	2 9/16	50

Offset Nipples — Die-Cast Zinc

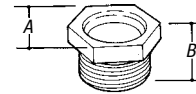


CAT. NO.	CONDUIT SIZE (IN.)	DIMENSIONS (IN.)		STD. CTN.
		A	B	
HO-221	1/2	2.60	1.00	100
HO-222	3/4	2.62	1.32	100
HO-223	1	2.68	1.51	100
HO-224	1 1/4	2.85	1.85	50
HO-225	1 1/2	2.88	2.08	50
HO-226	2	3.19	2.71	20

3/4" offset.

UL File No. E-23018.

Conduit Nipples Die-Cast Zinc — Non-Insulated



CAT. NO.	CONDUIT SIZE (IN.)	DIMENSIONS (IN.)		STD. CTN.
		A	B	
HA-201	1/2	.98	.59	1,000
HA-202	3/4	1.18	.70	500
HA-203	1	1.50	.80	250
HA-204	1 1/4	1.75	1.06	250
HA-205	1 1/2	2.11	1.01	100
HA-206	2	2.61	1.20	40
HA-207	2 1/2	3.13	1.49	40
HA-208	3	3.90	1.65	40
HA-209	3 1/2	4.20	1.68	40
HA-210	4	4.79	1.73	20

UL File No. E-23018 1/2"-2".